

6

5

4

3

2

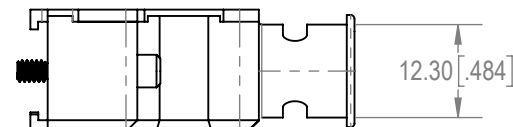
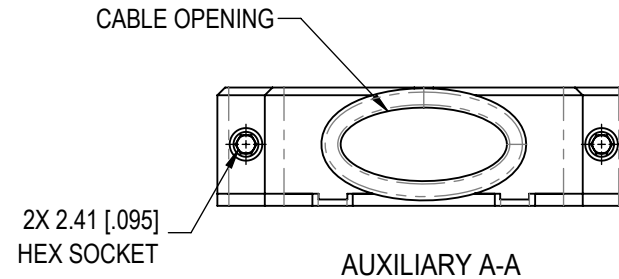
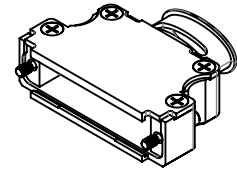
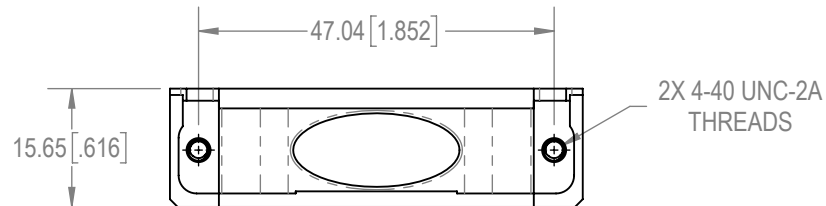
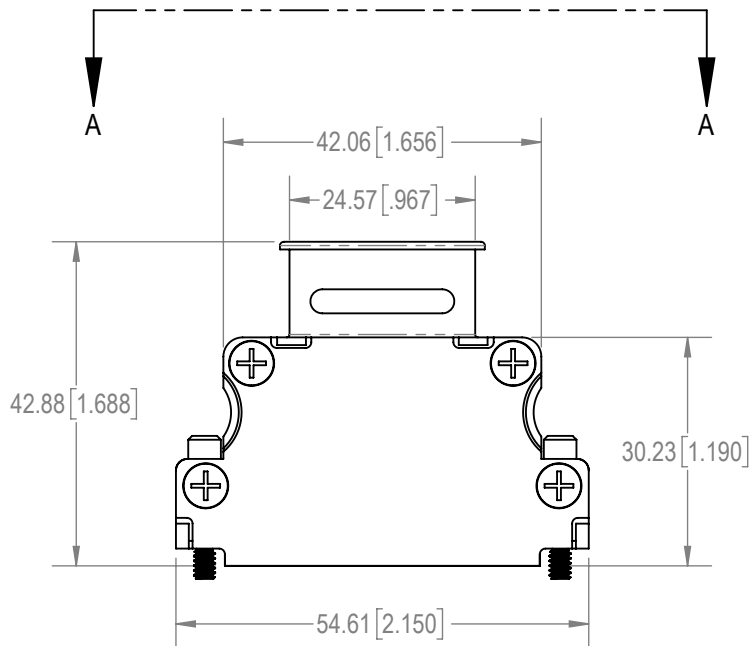
1

D



C

B

A

**NOTES:**

- MATERIAL AND FINISHES:
HOOD AND HOOD COVER: ALUMINUM, ELECTROLESS NICKEL PLATE.
JACKSCREWS: STEEL, NICKEL PLATE.
COVER SCREWS: STEEL, NICKEL PLATE.
- DETAILED PRODUCT, MECHANICAL AND ELECTRICAL INFORMATION IS AVAILABLE IN THE LATEST D-SUB ACCESSORIES PRODUCT PUBLICATION AT CONNECTPOSITRONIC.COM.
- HOODS ARE COMPLIANT TO THE CURRENT RoHS DIRECTIVE.

BY SS		CHK	AP	3RD ANGLE		<div>POSITRONIC BELIEVES THE DATA ON THE DRAWING TO BE RELIABLE. THE USER EMPLOYS SUCH INFORMATION AT HIS OWN DISCRETION AND RISK. POSITRONIC ASSUMES NO RESPONSIBILITY FOR RESULTS OBTAINED OR DAMAGES INCURRED FROM USE OF SUCH INFORMATION IN WHOLE OR IN PART.</div> <div> Positronic® CONNECTPOSITRONIC.COM</div>
APR AB		RELEASED DATE: 2024-01-03				
TOLERANCES				SCALE		
±0.03mm [.001 INCHES]FOR MALE CONTACT MATING DIAMETERS ±0.08mm [.003 INCHES]FOR CONTACT TERMINATION DIAMETERS ±0.13mm [.005 INCHES]FOR ALL OTHER DIAMETERS ±0.38mm [.015 INCHES]FOR ALL OTHER DIMENSIONS ±5° FOR ALL ANGLES DIMENSION ARE IN MILLIMETERS [INCHES]				NTS		
				PART NUMBER		SERIES
				D25000AWNE0/AA		D
				TITLE		
				D25000AWNE0/AA		
				CREATED ON:		REV
				2024-01-03		C
				SHEET		
				SHEET 1 OF 1		

6

5

4

3

2

1

D

C

B

A